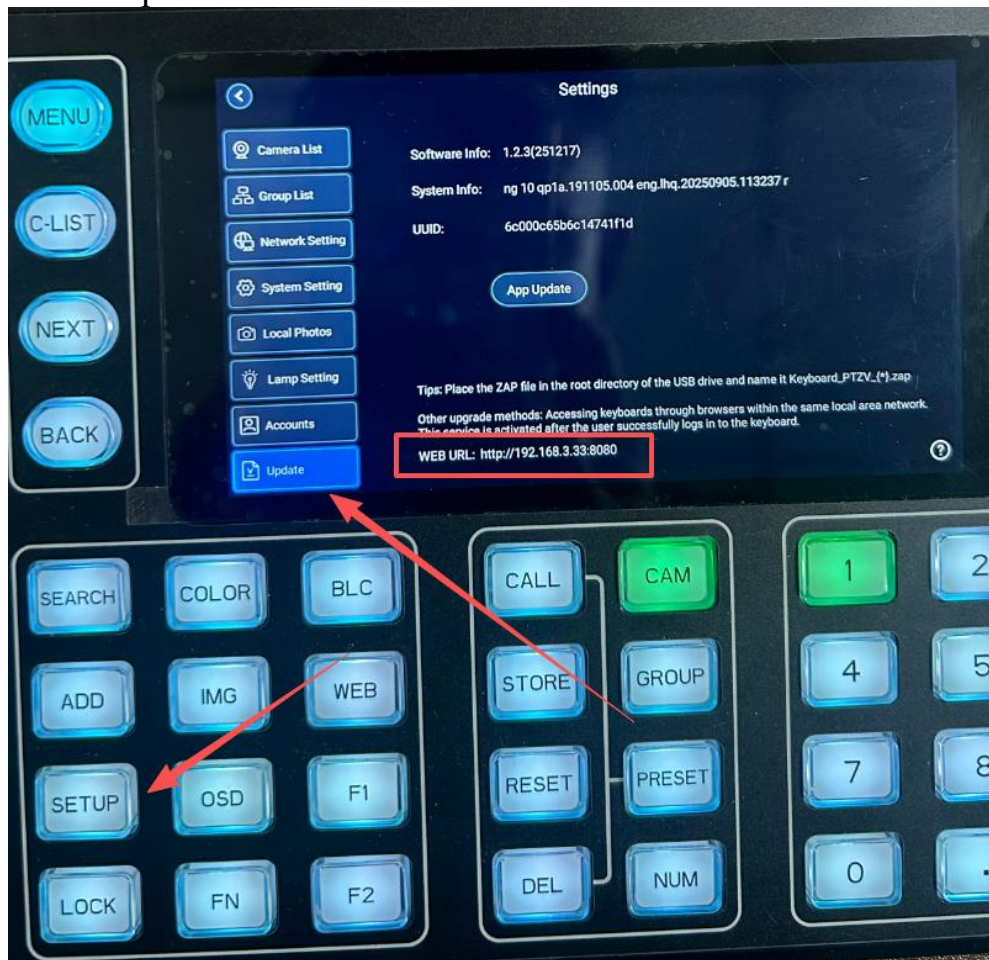


## How to upgrade KC608N PTZ Controller from webpage

- 1) Download the newest firmware, you will get a “Keyboard\_PTZV\_x\_x.x.x\_release.zip” file.
- 2) Make sure the KC608N and computer are connected to the same router.
- 3) Press “setup” go to “Update”, you will see the web upgrade URL:  
for example: 192.168.3.33:8080




- 4) visit the URL in computer web browser ,such as Google Chrome:



5) Select the .zap file just downloaded:

192.168.3.33:8080

### Keyboard APP Upgrade




Click to browse or drag ZAP file here

Supports one .zap file (Max 200MB each)

Select ZAP File

Ready: Please select one ZAP files to upload


Upload ZAP Files 0



Click to browse or drag ZAP file here

Supports one .zap file (Max 200MB each)

Select ZAP File



Keyboard\_PTZV\_1\_1.2.7\_release.zap


16.32 MB

Ready: 1 valid ZAP file(s) selected. Total size: 16.32 MB

Upload 1 ZAP File 1

**Note:** Only ZAP application package files (.zap) are supported. Maximum upload size is 200MB per file. Ensure your device is connected to the same network.

6) When finished, it will show “success notice information”



Click to browse or drag ZAP file here

Supports one .zap file (Max 200MB each)

Select ZAP File

**Success:** 1 ZAP file(s) uploaded successfully! upgrading the program. Do not disconnect the power or shut down during the upgrade process. Please wait for 3 minutes before proceeding!

Upload ZAP Files 0

**Note:** Only ZAP application package files (.zap) are supported. Maximum upload size is 200MB per file. Ensure your device is connected to the same network.

Any questions please contact us at : [support@fomako.net](mailto:support@fomako.net).

**FoMaKo Support Team**  
**FoMaKo**